

SECURITY & VANDAL SCREEN QUICK VIEW:

Factory-assembled— ships as a complete integral unit.

Tested to comply with test criteria of SMA 6001-2002.

Single-source responsibility for window/screen combination

8600 exterior screen mounted on 2200 double hung window



8600 exterior screen mounted on 6500 fixed over projected window



Jane A. Neil Elementary School, Chicago, IL

FEATURES

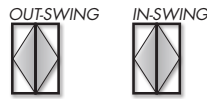
- Integral factory-attached security screens furnish physical deterrence against forcible destruction of windows
- Interior or exterior mounted, depending on window type
- Security screen permanently fixed to the window-framing members
- Accessible and easily operated for maintenance purposes
- Multi-point/locking hardware
- In-fill shall be perforated 16 Ga.; galvanized A-60 coated steel sheet
- Optional stainless steel mesh in-fill for vandal screen classification
- Applied grids available on exterior of screen

Integral Security & Vandal Screen AVAILABILITY

SERIES	TYPE	FRAME DEPTH
1400	FIXED	4"
1500	FIXED	4½"
2000	SH-SIDE LOAD	3 ¼"

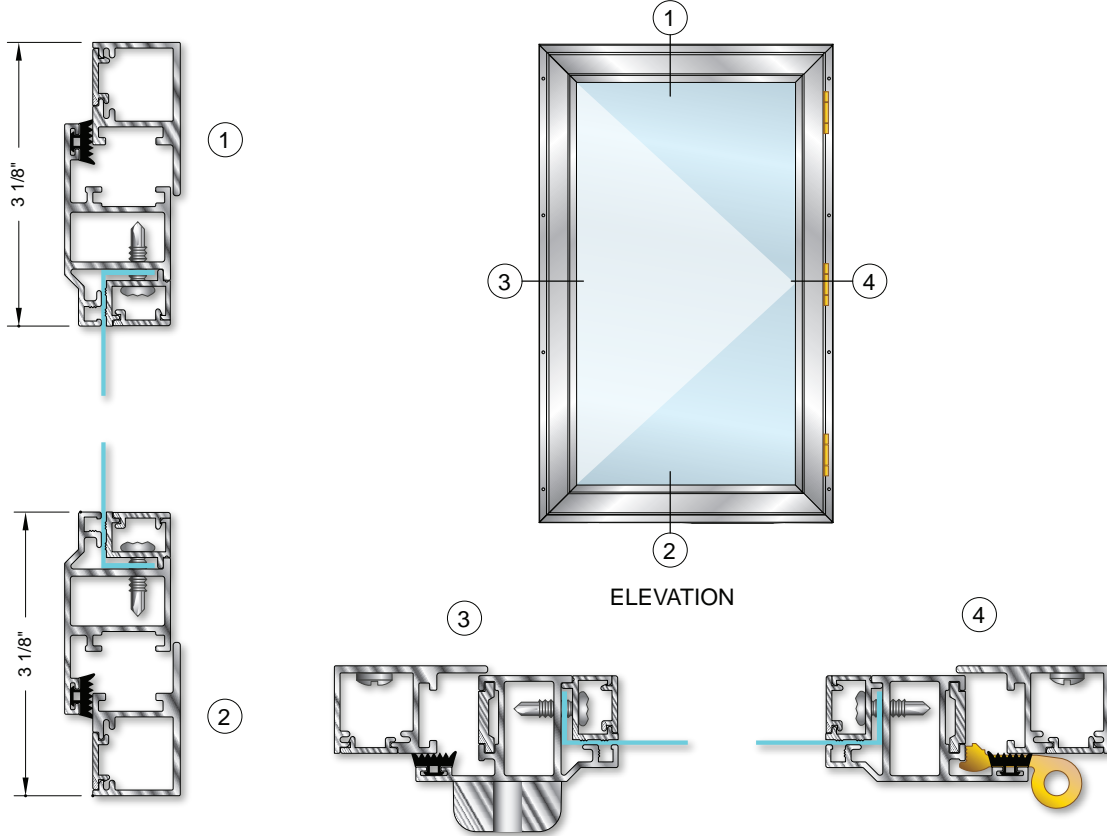
SERIES	TYPE	FRAME DEPTH
2200	DHSH-SIDE LOAD	4"
2500	DHSH-SIDE LOAD	4½"
3000	DHSH-TILT	3 ¼"

SERIES	TYPE	FRAME DEPTH
6500	CASEMENT/PROJECTED/FIXED	2¼"
6800	CASEMENT/PROJECTED/FIXED	3½"
6900	CASEMENT/PROJECTED/FIXED	4½"

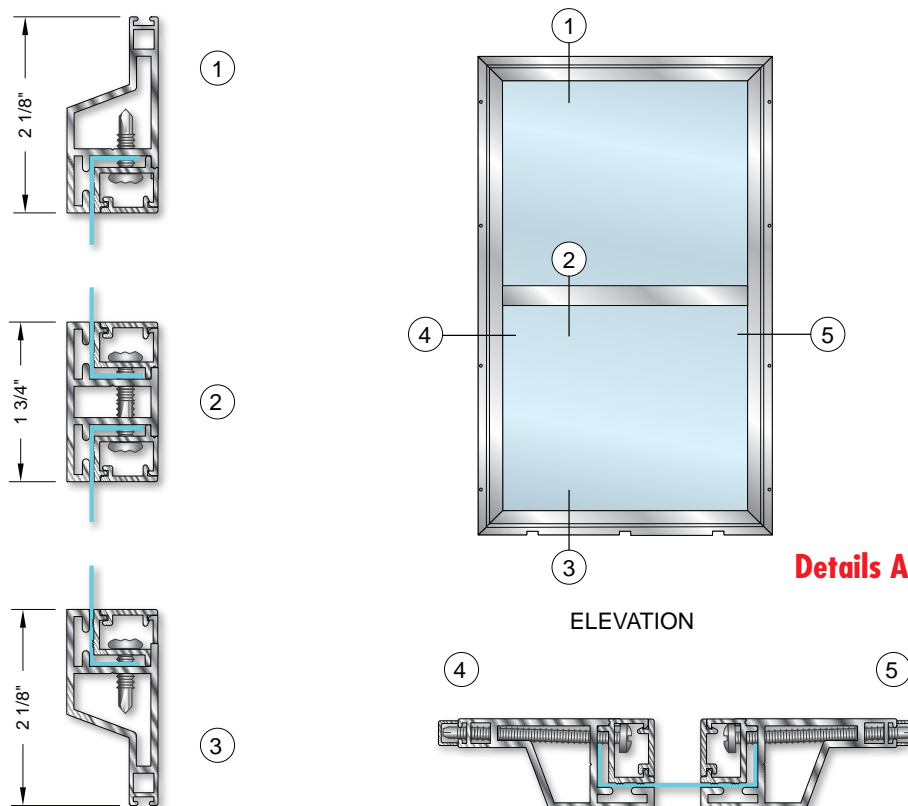


STANDARD PRODUCT DETAILS SHOWN

SERIES 8600



SERIES 8700



Details Are Not Shown to Scale

See website for other available configurations