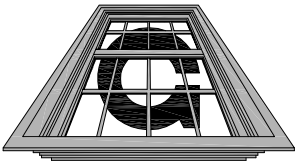


Graham

Sliding Glass Door – 6” Options



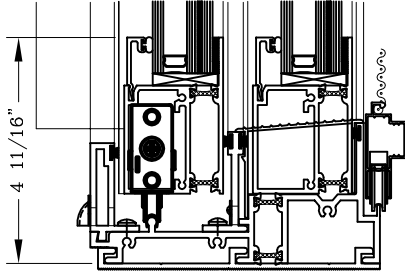
Architectural Products

Series: S0700

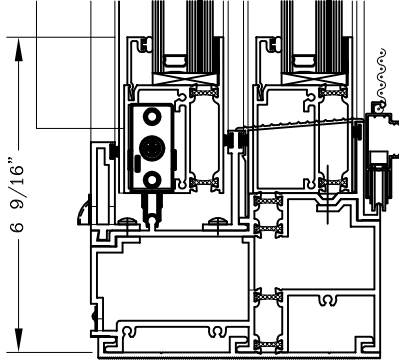
Manufacturing Code: S0704

Drawing 1/4 Scale – For Custom Size Drawing Contact Graham

Note: Sealant Not Shown On Details. Consult Technical Services At Factory For Sealing Procedures.



8.5 PSF Sill



20 PSF Sill