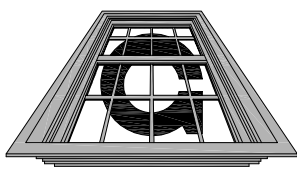


Graham

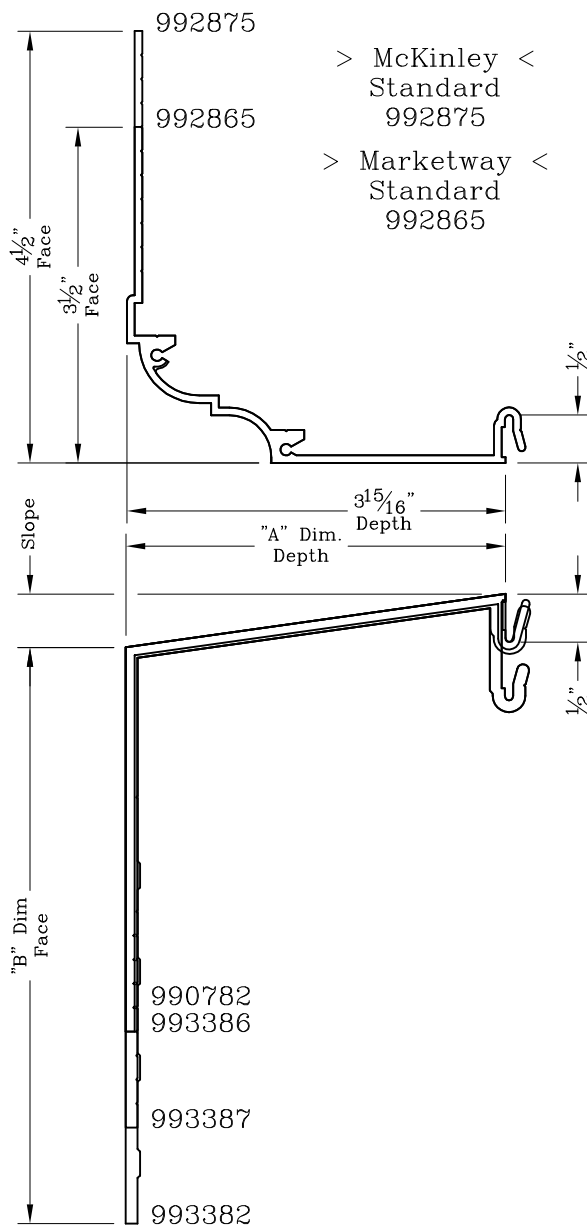
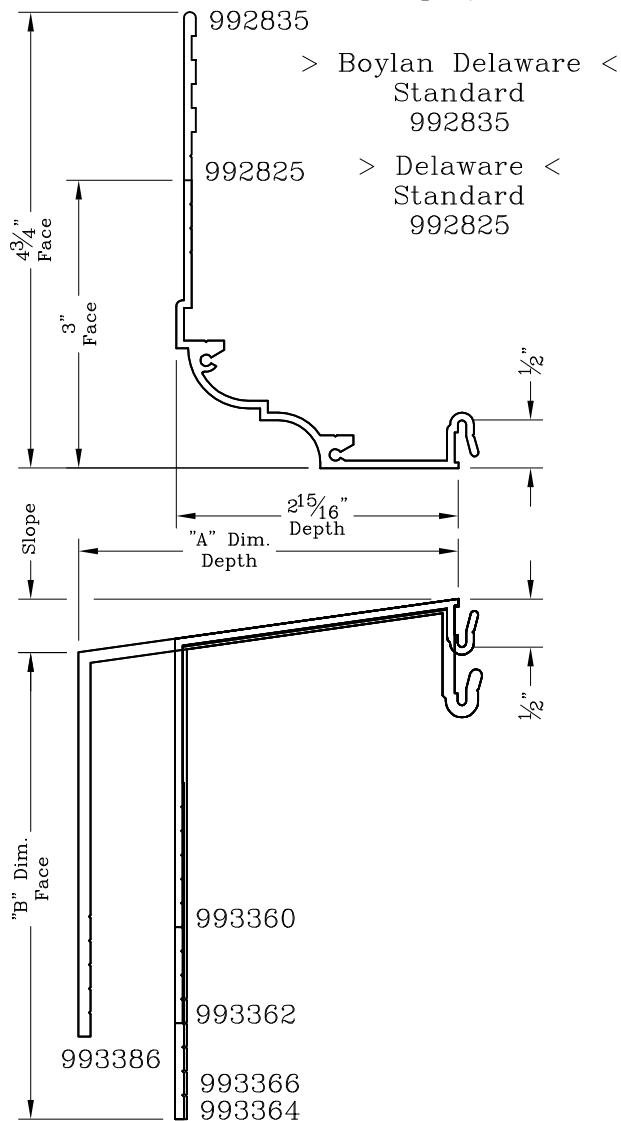


Wraparound Contoured Panning Convex/Concave 90° Radius (Curving Step)

Series: Accessories Manufacturing Code: PN12

Architectural Products

Drawing 1/2 Scale – For Custom Size Drawing Contact Graham



> Curving Available <

| Boylan/Delaware Standard Mating Sills | | | |
|---------------------------------------|---------------------|-------------------|---------|
| Description | "A" Dim. x "B" Dim. | Extrusion Die #99 | Slope = |
| DEL 3" Apron | 2.952 x 3.000 | 3360 | .415 |
| DEL 4" Apron | 2.952 x 4.000 | 3362 | .415 |
| DEL 5" Apron | 2.952 x 5.000 | 3364 | .415 |
| DEL 5" BOE | 2.952 x 5.000 | 3366 | .415 |
| #3-4 BOE | 3.956 x 4.000 | 3386 | .556 |

> Curving Available <

| McKinley/Marketway Standard Mating Sills | | | |
|--|---------------------|-------------------|---------|
| Description | "A" Dim. x "B" Dim. | Extrusion Die #99 | Slope = |
| #3-4 S | 3.956 x 4.000 | 0782 | .556 |
| #3-6 S | 3.956 x 6.000 | 3382 | .556 |
| #3-4 BOE | 3.956 x 4.000 | 3386 | .556 |
| #3-5 BOE | 3.956 x 6.000 | 3387 | .556 |