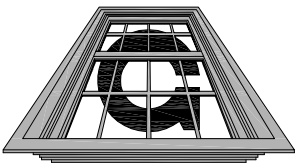


Graham

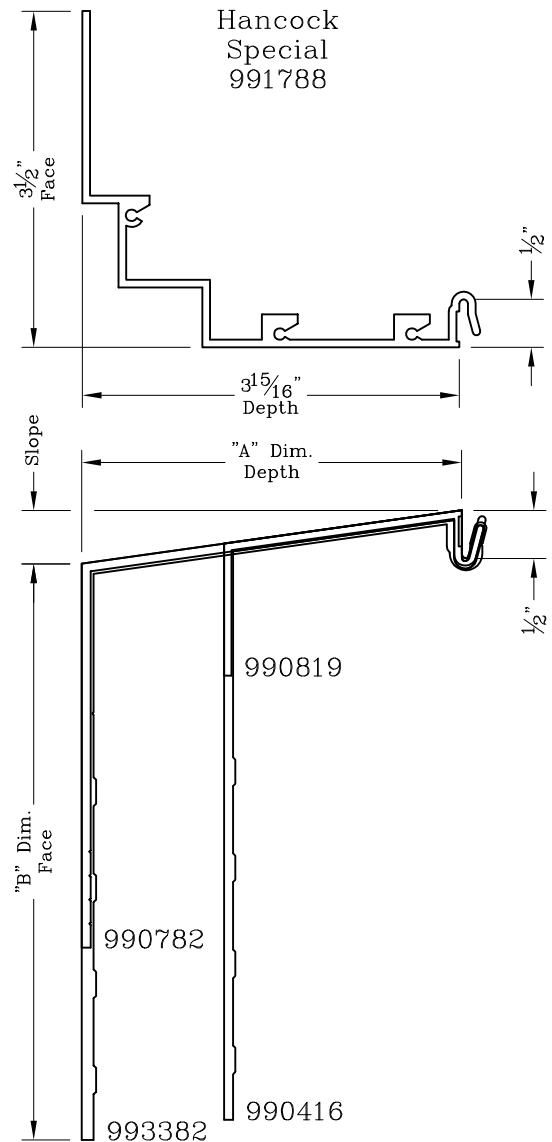
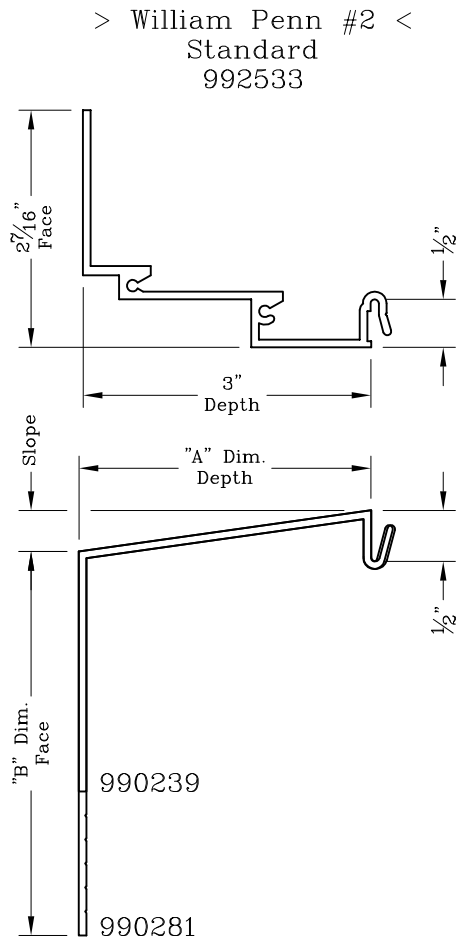


Architectural Products

# Wraparound Contoured Panning Rectangular With Steps

Series: Accessories Manufacturing Code: PN05

Drawing 1/2 Scale – For Custom Size Drawing Contact Graham



> Curving Available <

William Penn #2 Standard Mating Sills			
Description	"A" Dim. x "B" Dim.	Extrusion Die #99	Slope =
DEL #3.04-2.5	3.043 x 2.500	0239	.428
DEL #3.04-4	3.043 x 4.000	0281	.428

Hancock Special Mating Sills			
Description	"A" Dim. x "B" Dim.	Extrusion Die #99	Slope =
#3-4 S	3.956 x 4.000	0782	.556
#3-6 S	3.956 x 6.000	3382	.556
#8-1.375 S	2.475 x 1.375	0819	.348
#8-3 S	2.475 x 3.000	0512	.348
#8-4 S	2.475 x 4.000	0789	.348
#8-6 S	2.475 x 6.000	0416	.348