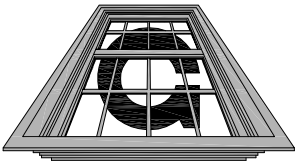


Graham

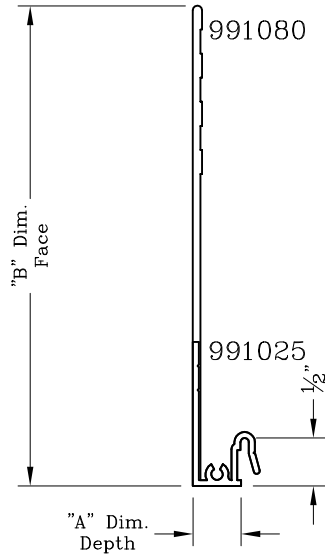


Architectural Products

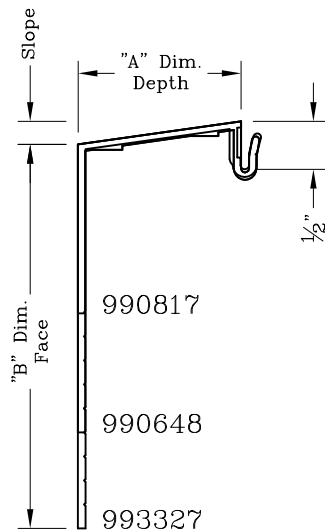
# #5 Wraparound Panning Rectangular

Series: Accessories Manufacturing Code: PN02A

Drawing 1/2 Scale – For Custom Size Drawing Contact Graham



Description	"A" Dim. x "B" Dim.	Extrusion Die #99	Slope =
#5-1.5	0.500 x 1.500	1025	-
#5-1.75	0.500 x 1.750	1030	-
#5-2	0.500 x 2.000	1035	-
#5-2.25	0.500 x 2.250	1040	-
#5-2.5	0.500 x 2.500	1045	-
#5-3	0.500 x 3.000	1055	-
#5-4	0.500 x 4.000	1065	-
#5-5	0.500 x 5.000	1080	-



Description	"A" Dim. x "B" Dim.	Extrusion Die #99	Slope =
#10-2 S	1.698 x 2.000	0817	.239
#10-3 S	1.698 x 3.000	0648	.239
#3-4 BOE	3.956 x 4.000	3327	.239