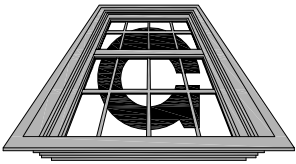


Graham

Twist-In Anchors

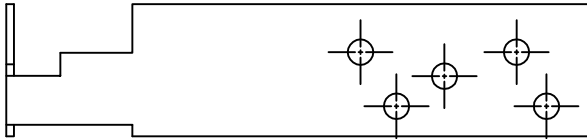


Architectural Products

Series: Accessories Manufacturing Code: TA01

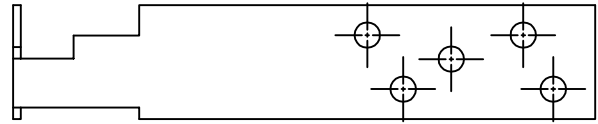
Drawing 1/2 Scale - For Custom Size Drawing Contact Graham

Note: Anchors Must Be Bent In Field



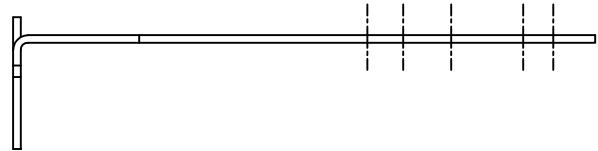
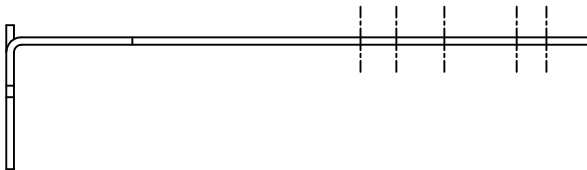
928041

Use With Window Series
1500, 2200, 2500

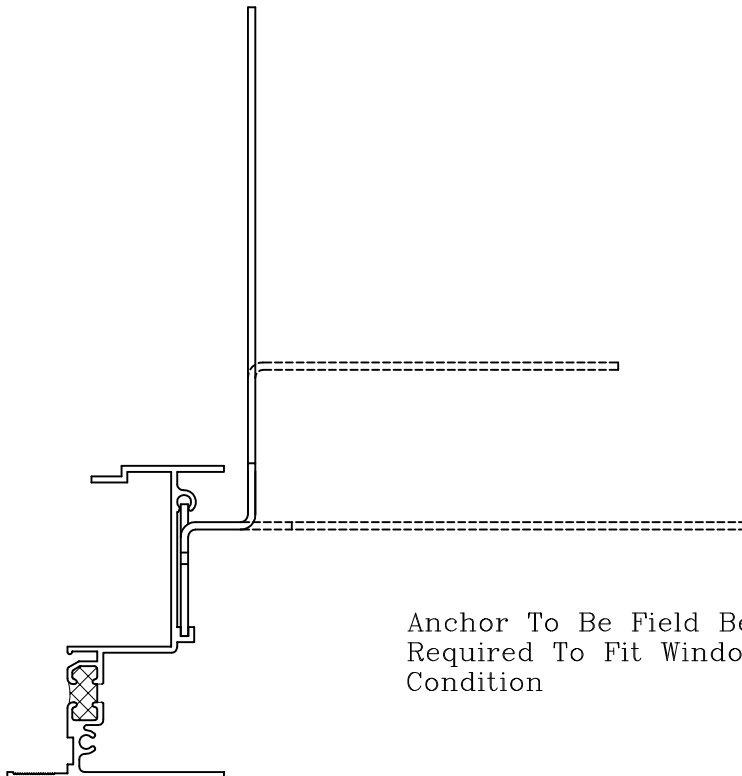


928042

Use With Window Series
0300, 1200, 2000, 6800



Twist-In Anchors Are Available Only On Select Frames In The Window Series Listed.
Consult Technical Services At Factory For Availability.



Anchor To Be Field Bent And Cut As
Required To Fit Window Opening
Condition