

Graham

Projected - 2 1/4" AP-AW60



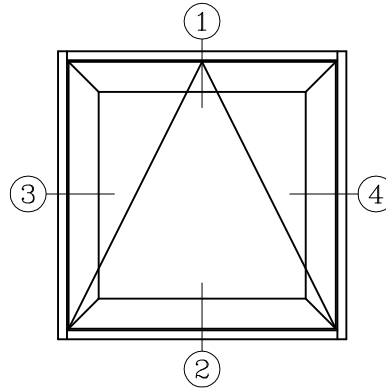
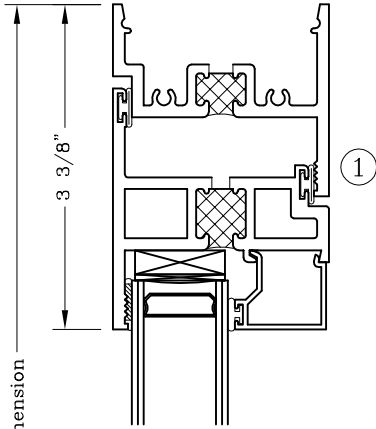
Architectural Products

Series: 6500

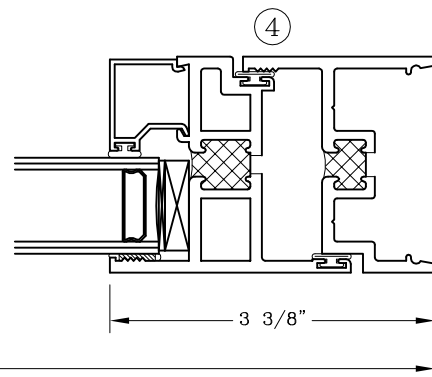
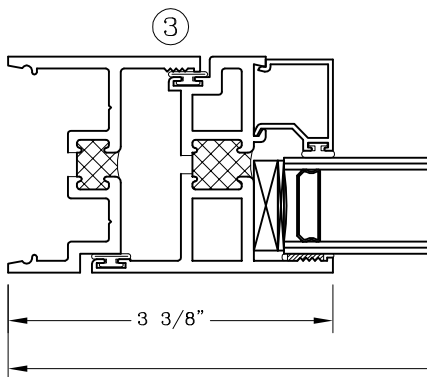
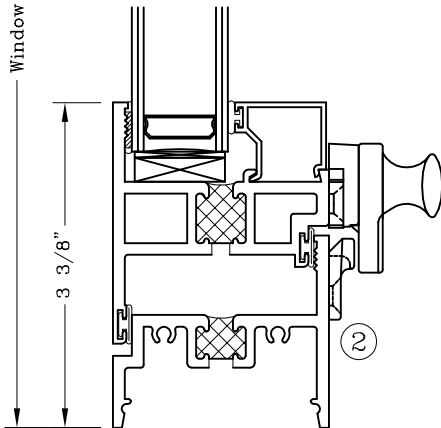
Manufacturing Code: 6506

Drawing 1/2 Scale - For Custom Size Drawing Contact Graham

Note: Sealant Not Shown On Details. Consult Technical Services At Factory For Sealing Procedures.



ELEVATION



Note: Dashed Lines Represent Inswing Vented Units Solid Lines Represent
Outswing Vented Units; Lines Converge At Hinge Side Of Vent