

Graham

Frame Options - 4"



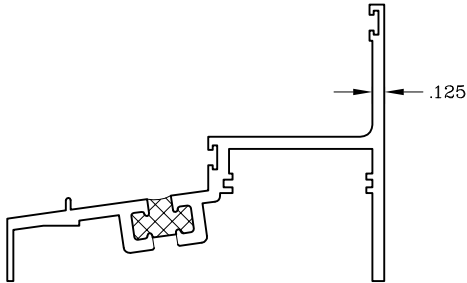
Architectural Products

Series: 2200

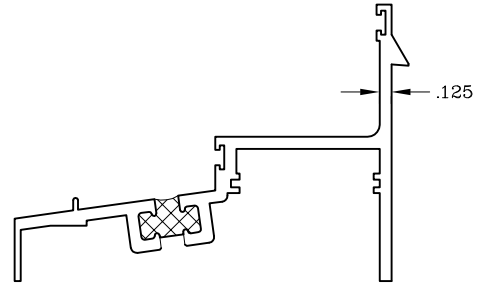
Manufacturing Code: 2225

Drawing 1/2 Scale - For Custom Size Drawing Contact Graham

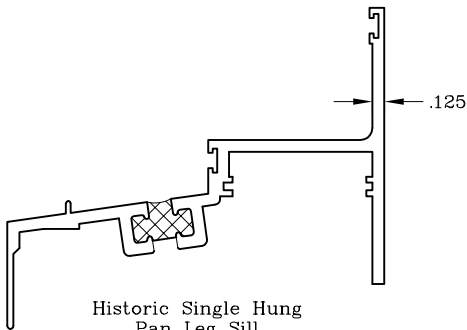
Note: Sealant Not Shown On Details. Consult Technical Services At Factory For Sealing Procedures.



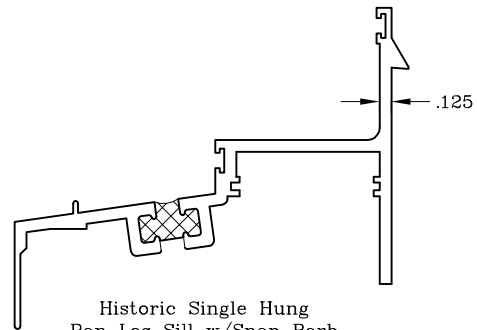
Historic Single Hung
Equal Leg Sill



Historic Single Hung Equal
Leg Sill w/Snap Barb



Historic Single Hung
Pan Leg Sill



Historic Single Hung
Pan Leg Sill w/Snap Barb